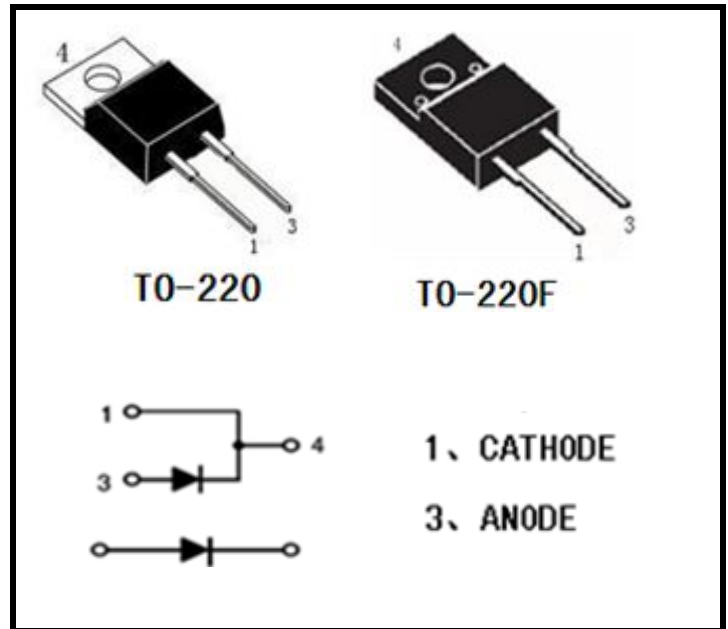


PRODUCT FEATURES

- Ultrafast Recovery Time
- Soft Recovery Characteristics
- Low Recovery Loss
- Low Forward Voltage
- High Surge Current Capability
- Low Leakage Current

APPLICATIONS

- Freewheeling, Snubber, Clamp
- Inversion Welder
- PFC
- Plating Power Supply
- Ultrasonic Cleaner and Welder
- Converter & Chopper
- UPS


ABSOLUTE MAXIMUM RATINGS

TC=25° C unless otherwise specified

Symbol	Parameter	Test Conditions	Value	Unit
V_R	D.C. Reverse Voltage		400	V
V_{RRM}	Repetitive Reverse Voltage		400	V
$I_{F(AV)}$ (per leg)	Average Forward Current	$T_C=110^\circ\text{C}$, Duty=0.5	10	A
I_{FM}	Peak Repetitive Forward Current	$TC=110^\circ\text{C}$, Duty=0.5	20	A
I_{FSM}	Non-Repetitive Surge Forward Current	$T=45^\circ\text{C}$, 8.3ms,	120	A
T_J	Junction Temperature		-55 to +150	°C
T_{STG}	Storage Temperature Range		-55 to +150	°C

ELECTRICAL AND THERMAL CHARACTERISTICS

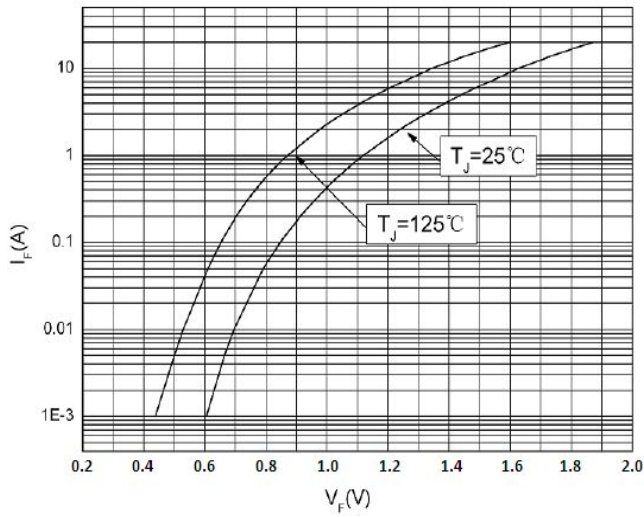
TC=25° C unless otherwise specified

Symbol	Parameter	Test Conditions	Min.	Typ.	Max.	Unit	
I_{RM}	Reverse Leakage Current	$V_R=400\text{V}$, $T_J=25^\circ\text{C}$	--	--	25	μA	
		$V_R=400\text{V}$, $T_J=125^\circ\text{C}$	--	--	500	μA	
V_F	Forward Voltage	$I_F=10\text{A}$, $T_J=25^\circ\text{C}$	--	1.6	2.2	V	
		$I_F=10\text{A}$, $T_J=125^\circ\text{C}$	--	1.3	--	V	
t_{rr}	Reverse Recovery Time ($I_F=1\text{A}$, $V_R=30\text{V}$, $di_F/dt=-200\text{A}/\mu\text{s}$)		--	25	--	ns	
t_{rr}	Reverse Recovery Time	$I_F=10\text{A}$ $V_R=400\text{V}$ $di_F/dt=-200\text{A}/\mu\text{s}$	$T_J=25^\circ\text{C}$	--	30	--	ns
t_{rr}	Reverse Recovery Time		$T_J=125^\circ\text{C}$	--	60	--	ns
Q_{rr}	Reverse Recovery Charge		$T_J=125^\circ\text{C}$	--	150	--	nC
I_{RRM}	Max. Reverse Recovery Current	$T_J=125^\circ\text{C}$	--	4.5	--	A	

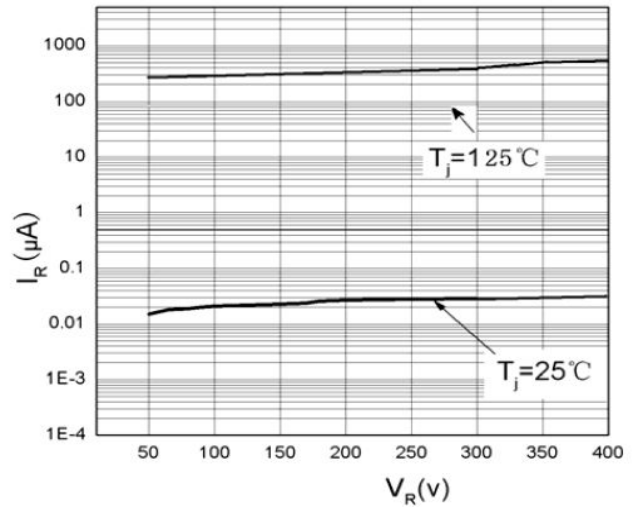
THERMAL CHARACTERISTICS

Rating	Symbol	Value		Unit
Maximum Thermal Resistance	θ_{JC}	T0-220	2.5	°C/W
		T0-220F	4	

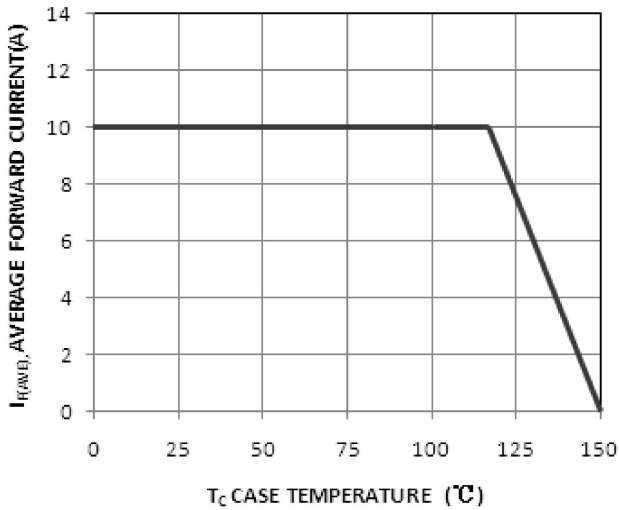
Characteristics Curves



Typical Forward Voltage Per Diode



Typical Reverse Current Per Diode



Average Forward Current vs. Case Temperature Per Diode

TO-220 MECHANICAL DATA

UNIT: mm

SYMBOL	MIN	NOM	MAX	SYMBOL	MIN	NOM	MAX
A	4		4.8	e		2.54	
B	1.2		1.4	e1	1		1.5
B1	1		1.4	F	1.1		1.4
b1	0.65		1	L	12.5		14.5
c	0.4		0.55	L1	3	3.5	4
D	15		16.5	ΦP		3.8	
D1	5.9		6.9	Q	2.5		3
E	9.9		10.7	Q1	2		2.9

